

Nirvana's
***OmniTrader* PROFESSIONAL**



**The TRADING PLATFORM
of the FUTURE**

The Trading Platform of the FUTURE IS HERE!



Ed Downs
CEO and Founder,
Nirvana Systems, Inc.

OmniTrader Professional is, without a doubt, the most powerful trading software ever made available to traders and investors. This software is all about making more money through the use of advanced automation.

I'm sure you already know that our basic versions of OmniTrader (End-of-Day and Real Time) use automation extensively to make trading easier, including automated Trading Signals, automated Money Management using Trade Plans, a complete Portfolio Simulator, and Visual Brokerage.

The combined power of these features puts OmniTrader well ahead of the pack—nothing even comes close in terms of trading power and ease of use. Add the features of OmniTrader Professional, and you get the Trading Platform of the Future!

The Pro Platform Advantage begins with OmniPilot. OmniPilot can run Pro automatically and contact you with new Signals to review and trade in the market. OmniPilot can allocate capital to individual trades using results from the Portfolio Simulator and can even trade your Strategies automatically!

In the latest release of OmniPilot, we've extended its power with TradeBots, enabling users to specify multiple automations to be run at different times of the day or days of the week. TradeBots act like tireless trading assistants—allowing you to *consistently engage the market each and every day*, in Real Time AND End-of-Day trading.

Now let's talk about Trading Strategies. Most of our customers use Strategies we provide as a result of our research here at Nirvana, like iTLB, T3, NSP-41, and others. These mechanical Strategies are great candidates for automation with OmniTrader Pro and OmniPilot.

However, a growing number of our customers are realizing the enormous value of collaborating with other users. To do this, they use OmniLanguage—the trading language that is embedded in OmniTrader Professional—posting new Systems, Filters, etc. in the Pro User Forum for others to download and use.

Pro users aren't the only ones sharing Technical Analysis gems with their peers! We publish the best ideas from *Technical Analysis of Stocks and Commodities* magazine (TASC) and provide them free for our Pro users to download and add to their Strategies.

And, to help you learn how to take advantage of all this firepower, I'm including *OmniTrader Professional from A to Z—the Complete User's Guide* absolutely free! In the seminar, I go through every aspect of building and testing Strategies in OmniTrader Professional so you too can harness the power of Pro.

I am thrilled to be able to provide this incredible product to traders. It represents an enormous investment and truly is the achievement of a lifetime goal for me. Get ready to take your trading to a whole new level with the unprecedented power and performance of OmniTrader Professional and OmniPilot.

Sincerely,

A handwritten signature in black ink that reads "Ed Downs". The signature is fluid and cursive.

Ed Downs
CEO and Founder,
Nirvana Systems, Inc.



The **POWER** to Turn Your Trading Dreams into Reality

OmniTrader Professional is clearly the new standard for automated trading applications. While other programs claim to provide automated trading solutions, Pro delivers! In this brochure, you will discover how OmniTrader Professional has the potential to help you realize your trading dreams.

HIGH PERFORMANCE

OmniTrader Professional comes with three powerful Strategies—Pro Trending, Pro Reversal and Pro Breakout. These Strategies were created and tested in our Nirvana Labs using Strategy Builder and OmniLanguage. Not only do you get great Strategies to run right away, you can change them to suit your own trading style. Read all about these powerful Strategies on page 4.

PROGRAMMABILITY

Now anyone can create or add Trading Systems, Indicators, and Exits right inside OmniTrader, using the most friendly language in the world—OmniLanguage! It's the real easy language. The built-in development environment comes with a Help System and a complete Indicator Library that make it easy to implement trading ideas, even for those who know nothing about programming. Read the complete OmniLanguage story on page 6.



OmniTrader Professional comes with three Pro Strategies that can be used to identify profitable trading Signals, such as these Signals on ROK. But the REAL power of these Strategies is in their simplicity and open logic, as described on pages 4-5. This chart also shows a Long position taken in Visual Brokerage.

TOTAL AUTOMATION

OmniPilot is the *Pièce de Résistance* in our OmniTrader Professional suite of tools. OmniPilot can run Pro like a user would. It has text messaging capability and supports remote access and brokerage. Once you have tested and are comfortable with a Trading Strategy, you can have OmniPilot run it for you, alerting you to Signals or trading the Strategy automatically. Capture the excitement on page 10!

COMMUNITY

Ground-breaking software is just the beginning of the Pro story. We've had the unique opportunity to work with some of the finest traders in the world, and we are sharing this resource with all our users, by connecting them with the exclusive OmniTrader Pro Forum. Read the full story on page 13.

With all this firepower, OmniTrader Professional has the power to turn your trading dreams into reality!



NEW Customizable Strategies

There are other trading programs that provide the ability to create and modify Trading Strategies. But none can come close to the ease and power of OmniTrader, thanks to a simple, modular approach to Strategy development called Strategy Builder.

Strategy Builder makes it easy to create or modify a Trading Strategy through a unique flowchart approach (see example, next page). OmniTrader Professional takes this to the next level by allowing you to customize the individual building blocks of a Strategy using OmniLanguage. We harnessed the awesome power of Strategy Builder and OmniLanguage to create three great Strategies for OmniTrader Pro.

Pro Strategies

Three Strategies are included in Pro, each using two OmniLanguage components that utilize key Technical Analysis concepts.

The **Pro Trending Strategy** uses the Bull Power and Bear Power indicators plus the Trend Intensity Index in two custom Trading Systems to determine when the trend is accelerating in a new direction. The logic for each of these Systems is completely disclosed.

The **Pro Breakout Strategy** uses a System developed in our Nirvana Labs called BLOK. This System looks for unusual breaks, leading to explosive moves. Again, the logic for BLOK is completely disclosed in the Strategy.

There is also the **Pro Reversal Strategy**. Using OmniLanguage, we created two simple Systems based on Trading Band Crossovers and Keltner Channels. Using Strategy Builder, we then voted these two Systems together in the Vote Block. Finally, we confirmed these Signals with Volatility Breakout to find the strongest Reversal Signals, as shown on the next page.



The **Pro Trending** Strategy is designed to fire Signals in the direction of a newly-established trend. Here are several examples on TXN.



Pro Breakout looks for sudden large moves that are breaking out of an established range, such as this Signal on HAL.



NOW Anyone Can Create Powerful Strategies!

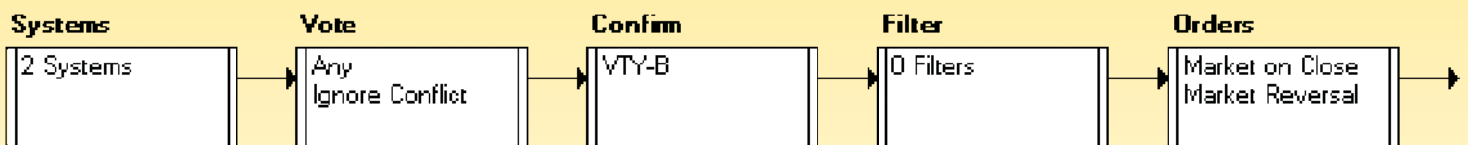
The Strategy Builder flowchart pictured below shows just how EASY it was to create the Pro Reversal Strategy. First, we wrote two simple Systems in OmniLanguage to identify Trading Band and Keltner Channel Crossovers, and enabled them in the Systems block (see below). Then, we confirmed the Signals with Volatility Breakout—a standard OmniTrader System. Voila! A powerful Strategy is born!

I'll show you how: Thanks to the modularity of Strategy Builder and OmniLanguage, adding ideas from the Pro Forum or our downloads page is easy! And to make it even easier, I am including my how-to seminar, *OmniTrader Professional from A to Z* to help you make the most of this incredibly powerful tool.



Pro Reversal identifies sharp V-Bottom and V-Top reversals, often indicating strong changes in trend direction. The Strategy flowchart for Pro Reversal is shown below.

Pro Reversal: Creating a Powerful Strategy in a Few Clicks!



First, we enabled two simple Systems that we wrote in OmniLanguage (Systems are included with the Strategy.)

Then, we enabled the Volatility Breakout System to identify or “confirm” those Trades with the strongest movement. THAT’S IT!

Ena	Force	Optimi	System	Description
<input checked="" type="checkbox"/>	<input checked="" type="checkbox"/>	<input type="checkbox"/>	Envelope	EnvelopeSystem
<input checked="" type="checkbox"/>	<input type="checkbox"/>	<input type="checkbox"/>	KCSyste	KCSystem
<input type="checkbox"/>	<input type="checkbox"/>	<input checked="" type="checkbox"/>	ACD-C	Accumulation-Distribution Cro
<input type="checkbox"/>	<input type="checkbox"/>	<input checked="" type="checkbox"/>	ACD-D	Accumulation-Distribution Dive
<input type="checkbox"/>	<input type="checkbox"/>	<input checked="" type="checkbox"/>	ADX-B	Average Directional Movement
<input type="checkbox"/>	<input type="checkbox"/>	<input checked="" type="checkbox"/>	AllLongs	Fire Longs System
<input type="checkbox"/>	<input type="checkbox"/>	<input type="checkbox"/>	BLOK	BLOK
<input type="checkbox"/>	<input type="checkbox"/>	<input type="checkbox"/>	BND-C	Trading Band Crossover
<input type="checkbox"/>	<input type="checkbox"/>	<input type="checkbox"/>	BOL-C	Bollinger Band Crossover
<input type="checkbox"/>	<input type="checkbox"/>	<input type="checkbox"/>	BOL-T	Bollinger Band w/ ADX Trend

Ena	Optimi	System	Description
<input checked="" type="checkbox"/>	<input checked="" type="checkbox"/>	VTY-B	Volatility Breakout
<input type="checkbox"/>	<input type="checkbox"/>	ACD-L	Accumulation-Distribution Crossover
<input type="checkbox"/>	<input type="checkbox"/>	ACD-D	Accumulation-Distribution Divergence
<input type="checkbox"/>	<input type="checkbox"/>	ADX-B	Average Directional Movement
<input type="checkbox"/>	<input type="checkbox"/>	AllLongs	Fire Longs System

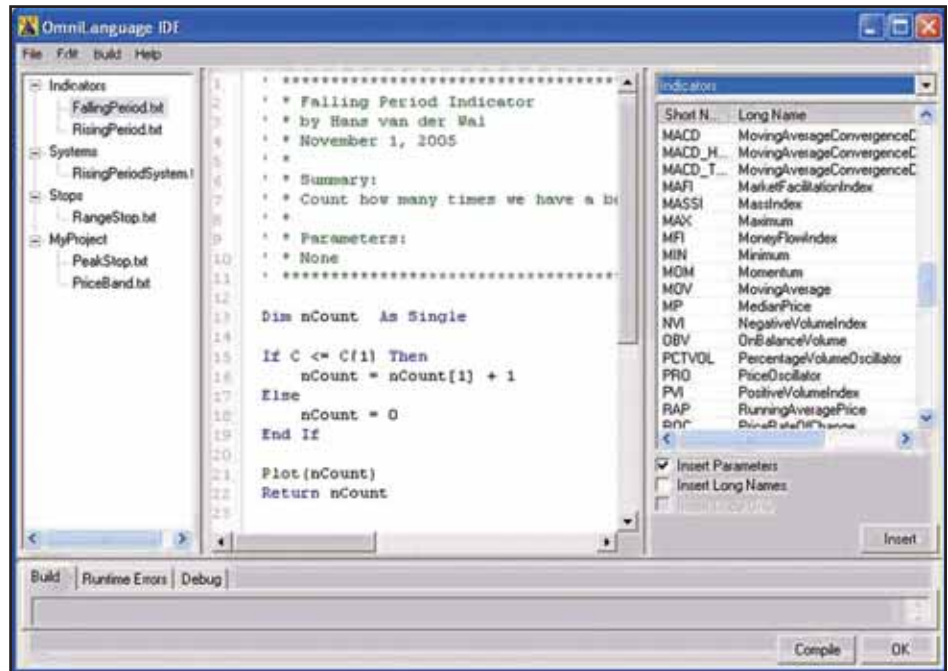
100% PROGRAMMABILITY with OmniLanguage

The New Standard for Trading Strategy Development

Now, you can implement your ideas directly in OmniTrader Pro! With OmniLanguage, we have redefined the ease and simplicity of developing Trading Strategy ideas.

OmniLanguage is based on Visual Basic. It's the real easy language. But having a great trading language is only half the solution to working on new Trading System ideas.

We know that most people don't want to write Systems from scratch. And with Pro, you don't have to. The software comes with a collection of powerful Trading Systems and Strategies that are great right out of the box. You can also modify them and try your own ideas. OmniLanguage includes an integrated Indicator Library with clear examples of Systems, Indicators, and Stops.



OmniLanguage Interface. A collection of sample Indicators, Systems, and Stops are included. The Indicator Library and Help System make it easy to develop your own ideas.

We also provide numerous examples on our Systems and Indicators web site (see opposite) and extra help in our exclusive OmniTrader Pro Forum.


There are now NO BARRIERS to creating precisely the kind of system you want. The sky's the limit with OmniTrader Pro!

System Testing Advantage

OmniLanguage is based on Visual Basic.NET, the latest technology from Microsoft. We compared OmniTrader Professional against TradeStation® and MetaStock®—measuring the rate at which system tests can be run. The results were pretty amazing. OmniTrader Professional can test 10 Systems on 100 Stocks in about 2 minutes. To do the same job, TradeStation took over an hour and MetaStock over 2 hours.¹

MetaStock |  62 System Tests per Second

TradeStation |  125 System Tests per Second

OmniTrader Pro |  **4,500+ SYSTEM TESTS PER SECOND!**

¹ For the System Speed Test, MetaStock® 8.1 was used with the "Equis RSI 70/30 with optimization" system. The TradeStation® test was conducted using TradeStation 8.1 (build 3066) using the similar "RSI LE" Strategy with optimization added. OmniTrader Professional was tested using an equivalent system written in OmniLanguage. For complete test details, see www.omnitrader.com/speed. MetaStock and TradeStation are registered trademarks of EQUIS International and TradeStation Securities, Inc., respectively.

PROGRAMMABILITY

Powerful Ideas and FREE Downloads

We want to empower our users to be the most successful traders and investors in the world. So, in addition to superior technology, we provide new, innovative ways to assist you.

OmniTrader Pro users have access to the Professional Systems and Indicators web site. We review the Trade journals, including *Technical Analysis of Stocks and Commodities (TASC)* and select web sites that feature Trading System ideas, and implement them in OmniLanguage for the convenience of our Pro users as FREE DOWNLOADS.

If you see a Trading System or Indicator you would like to try in OmniTrader Professional, just copy and paste it from the web site. The power of Pro gives you instant access to the greatest trading ideas of our time.

On page 13, read about the OmniTrader Pro Forum, where we connect our Pro users with each other. When you get OmniTrader Professional, you plug into the best technology and the best trading minds in the world.

Sample Downloads



The **Automatic Trend Lines Indicator** can be used to either identify the current trend or detect changes in trend via trend line breaks. From “Building Automatic Trend Lines” in *TASC*.



The **Relative Spread Strength** calculates RSI of the spread of two moving averages—notice how well it identifies the overbought and oversold levels in this chart for GM. From “Relative Spread Strength as a Long Term Cyclic Tool” in *TASC*.



SYSTEMS · INDICATORS · STOPS · STRATEGIES

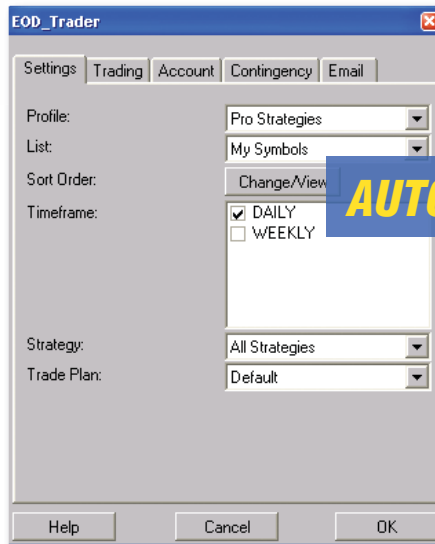
The best technology available for download on the OmniTrader Pro web site.

OmniTrader **PROFESSIONAL** with **OmniPilot**

OmniPilot

No Programming Required!

OmniPilot watches for Signals to take the actions you specify. We include three powerful automations with Pro. Use them as-is or tailor them to your requirements.



End-of-Day (EOD) Trader

AUTOMATE



OmniTrader Professional has all the tools you need to build and automate a successful approach to the market.



OmniTrader Pro Forum

The OmniTrader Pro Forum is a place for you to share information and ideas for profitable Trading Systems with other Pro users.

What Extraordinary Trading Software Looks Like



Pro Strategies Included!

Pro Breakout looks for sudden large moves that are breaking out of an established range.

Pro Reversal identifies sharp V-Bottom and V-Top reversals, often indicating strong changes in trend direction.

Pro Trending determines when the trend is accelerating in a new direction and fires Signals in the direction of a newly-established trend.

The Platform Advantage Because the component parts of these Strategies are written in OmniLanguage, you can easily modify them or use the components in other Strategies.

OmniLanguage

Create your own Systems, Indicators, and Exits. You can also download fully-functional components from the OmniTrader Pro web site.

Have an idea you want to try? Quickly create it with our built-in OmniLanguage Editor and Library.

NAME	Description
Breakout (Pro)	An indicator that detects large and cyclic movements from a range, then repositions them for trading purposes.
Fast Moving (Pro)	An indicator that detects large and cyclic movements from a range, then repositions them for trading purposes.
Fast of (Pro)	An indicator which addresses some of the shortcomings of the 100 and Rate of Change calculation.
Fast Stop (Pro)	This stop uses the RSI to dynamically adjust the location of a trading profit stop, allowing more advanced forms of trade management.
Fast Stop (Pro)	This stop uses the RSI to dynamically adjust the location of a trading profit stop, allowing more advanced forms of trade management.
Fast Stop (Pro)	This stop uses the RSI to dynamically adjust the location of a trading profit stop, allowing more advanced forms of trade management.
Fast Stop (Pro)	This stop uses the RSI to dynamically adjust the location of a trading profit stop, allowing more advanced forms of trade management.
Fast Stop (Pro)	This stop uses the RSI to dynamically adjust the location of a trading profit stop, allowing more advanced forms of trade management.
Fast Stop (Pro)	This stop uses the RSI to dynamically adjust the location of a trading profit stop, allowing more advanced forms of trade management.
Fast Stop (Pro)	This stop uses the RSI to dynamically adjust the location of a trading profit stop, allowing more advanced forms of trade management.

OmniTrader Professional
Free Downloads web site

AUTOMATION with OmniPilot

An Autopilot for OmniTrader Pro!


What if you had an assistant who could run OmniTrader for you to analyze the market and watch for opportunities—to flawlessly run each and every day, keeping you informed and in touch with your money?

OmniPilot is an autopilot for Pro. It can run the To Do List. It can watch trades form and complete a specified action at each new Buy or Sell Signal. It even has embedded email capability, so it can send messages to your cell phone, or computer—anything with text message or email capability.

No Programming Required

When we created OmniPilot, we wrote three applications that can perform specific jobs for our users. WF Trader runs OmniTrader Pro to simulate a portfolio trading session using Lab Mode. EOD Trader and RT Trader run OmniTrader Strategies in End-of-Day and Real Time modes. They can be set to trade and/or alert you to the fact that trading opportunities have been generated. Fire up OmniPilot before you leave for the day or when you go to lunch and let it act as your trading assistant. Freedom at last!

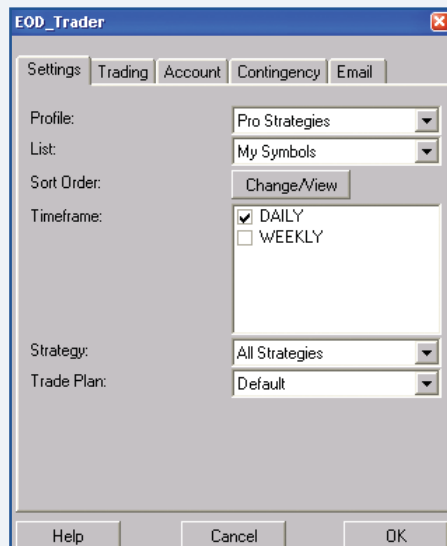
Each script has a simple user interface, as shown to the right. Enter just a few parameters to start an automation. Our canned scripts work great for most users. But if you want OmniPilot to do something different, we have good news. The scripts are just small Visual Basic programs which can be easily customized.



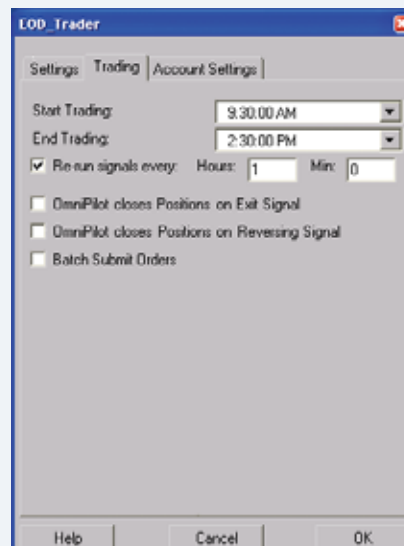
OmniPilot is an *autopilot* for OmniTrader Pro.

Now ANYONE Can Automate Their Trading!

Automating your trading is easy with our canned OmniPilot scripts. Select the script you want to use (EOD Trader, RT Trader, or WF Trader). Then, using just a few settings, define your automation in the simple options presented. That's it! Just click OK to Start.



Settings tab




Trading tab

ANNOUNCING TradeBots

The basic scripts that come with OmniPilot —WF Trader, EOD Trader, and RT Trader are designed to automate OmniTrader Professional to perform single jobs, like trade the market after the Close. As part of our development efforts we took the concept one step further—we developed the TradeBot idea.

What we discovered is that you often want to have OmniTrader perform different tasks. TradeBots allow you to have MULTIPLE automations scheduled to run in OmniTrader. For example, you might want to run a profitable day trading Strategy on the e-Mini contracts during the day and an End-of-Day Strategy at night. You could even set your OmniTrader Pro to run a Real Time Futures Strategy on the Globex from (say) midnight to 9am.

TradeBots are a very sophisticated application that are simple to operate. Just add tasks into the TradeBot interface (see example to the right) and let it go. As with our original OmniPilot scripts, you can have your TradeBots trade in a paper account, a brokerage account, or alert you whenever a trade is signaled so you can take action. You can also create a TradeBot that sends you your account balance each day via email.



Name	Mode	Days	Start	End
<input checked="" type="checkbox"/> S&P 100	EOD	F	5:00 PM	5:30 PM
<input checked="" type="checkbox"/> NSP-33	EOD	M-Tu-W-Th-F	5:31 PM	7:00 PM
<input checked="" type="checkbox"/> E-Minis	RT	M-W-F	8:30 AM	12:00 PM

Settings	Trading	Account	Contingency	Email
Profile: RTFutures	List: My Symbols	Sort Order: Change/View	Timeframe: <input checked="" type="checkbox"/> 5 MINUTES, <input type="checkbox"/> 15 MINUTES, <input type="checkbox"/> DAILY	Strategy: All Strategies, Trade Plan: Default

Here is the user interface for TradeBots. Just add “jobs” to the list, set a day and time to run—that’s it! Double-click any TradeBot line to configure the TradeBot (RT Trader is shown). If you need access to OmniTrader, you can pause a TradeBot and then continue.



Be in the Right Place at the Right Time Without Having to Be There!

OmniPilot connects you to the market. Just establish the Strategies you want to monitor, and let OmniPilot do the rest. It guides and watches OmniTrader minute-by-minute.

When a Trading Signal fires, OmniPilot will send a text message to your cell phone. Go about your day, with confidence that OmniPilot is watching the action for you.

Never miss another Big Move again!

OmniTrader Remote



Have you ever wanted to stay connected to your trading while away from your home or office? Now you can. Use the power of your desktop computer on your cell phone to trade the market through OmniTrader Remote.

OmniTrader Remote is a “mode” that renders OmniTrader on a small screen with compact trading buttons. All trading functions within the program can be accessed through this interface.

When a Trading Signal fires, OmniPilot can send a message to your cell phone. Within

seconds, you can access Pro through OT Remote to review the opportunity that has presented itself.

Use OT Remote to trade with your broker, check your current positions—even change Trading Strategies on-the-fly.

Stay connected to the action and manage your Trading System from anywhere—with OmniTrader Remote! **

OmniTrader Remote is included FREE with OmniTrader Professional.



OmniTrader Remote works with any device that provides internet access.

OmniTrader PROFESSIONAL



With OmniTrader Professional, OmniPilot, and OT Remote, you have the tools you need to take your trading to the next level. OmniTrader Professional and OmniPilot are the ONLY tools that make it truly possible to build and deploy an automated system that you have tested.

Is it really possible to automate your trading? Yes! But everyone is different. For some, automation means getting a message on their cell phone, alerting them to a new trading opportunity. For others, it is letting their computer manage their nest egg while they do something a bit more exciting with their lives. Whatever your goals and whatever automation need you have, OmniTrader Pro and OmniPilot can get you there.

Your Path to Trading Success.

** A separate subscription to GotoMyPC.com is required to take advantage of the OmniTrader Remote functionality.

OmniTrader Pro Forum

COMMUNITY of Traders



Connecting Users—Sharing Winning Ideas

Over the years, we have had the unique opportunity to work with some of the finest traders in the world. And from our Nirvana Club forum experience, we understand the enormous potential to empower OmniTrader Professional users by connecting them with each other. With your purchase of OmniTrader Professional, you get instant access to a diverse group of traders from all over the world who are enthusiastic about sharing their trading ideas with others. This is the ideal place to learn from the experience and knowledge of fellow traders. You will be able to ask questions, share experience, and gain new insight. Our team monitors the forum, answering questions and posting new ideas and tips on how to benefit from the power of OmniTrader Pro.

Instant Access to Real World Strategies

We also provide access to the OmniTrader Professional Systems and Indicators web site to help you get up and running. You will find free downloads of Trading System ideas that have been published in *Technical Analysis of Stocks and Commodities (TASC)* and on select web sites. The ideas presented are coded in OmniLanguage and include the logic and explanations presented.

When you purchase OmniTrader Professional, you get much more than just software. You join a COMMUNITY of traders. Get connected today!

OmniTrader Professional Forum				
Forum Name	Threads	Messages	Last Post	Moderators
What's New Latest information about OmniTrader updates, announcements and OmniData status	61	63	01/2008 Pre Release 3D is posted 3/21/2008 11:51 AM by Barry Cohen	
OmniTrader Pro General Discussion Discusses various topics regarding OmniTrader and trading in general	276	1636	Software Bandwidth 4/8/2008 7:36 AM by Bob McFarland	
OmniLanguage Discussion Discusses various topics or share ideas pertaining to OmniLanguage	212	1440	Using a custom exit price in a stop 4/26/2008 7:22 PM by Stephen	
OmniPilot Discussion Discusses & share ideas regarding OmniPilot	102	753	Possible Fix?? Volume Discrepancy with OmniPilot 3/2/2008 2:10 PM by Mike	
OmniScripts Users share & discuss OmniLanguage & OmniPilot scripts they've created	87	587	Forward looking data filter 4/21/2008 11:14 AM by Matthew Greenleaf	
Trade Plans In Strategies Discusses various topics or share ideas pertaining to Trade Plans used in strategies.	47	316	Delayed activation break-even stop. 4/21/2008 11:20 AM by Matthew Greenleaf	
OmniScan Discusses ideas related to OmniScan	25	110	Eastern scans 4/18/2008 5:13 AM by MERVAT	
Feature Requests Request features or improvements you would like added to OmniTrader Pro	203	963	Variable Sensitivity Analysis 4/9/2008 8:05 PM by T.L.S.	
Integrated Brokerage Discusses topics related to the integrated brokerage of OmniTrader Pro.	40	276	Help With Automated Trading? 3/27/2008 1:32 PM by adam	
OmniTrader Pro Resource Forum				
Forum Name	Threads	Messages	Last Post	Moderators
OmniTrader Pro Technical Support Find answers to common issues and request assistance	463	2449	Unable to Open RT Profile 4/18/2008 7:36 PM by Donald Cole	
OmniTrader Pro Frequently Asked Questions Use this thread as a quick resource to help you find answers to commonly asked questions	9	9	How can I fix error 403 when trying to open OI? 3/23/2007 5:50 PM by Barry Cohen	
OmniLanguage Frequently Asked Questions Use this thread regarding help	5	5	How Do I Displace Indicators? 10/9/2007 1:18 PM by Matthew Greenleaf	



Seminar from Ed Downs

OmniTrader PROFESSIONAL



The Complete User's Guide

After discovering the many features and benefits of OmniTrader Professional, I'm sure you will agree this is the most powerful trading software in the world. Nothing even comes close!

I want every user to succeed in their trading with Pro, which is why I created this seminar. I cover the Pro features from every possible angle, including practical applications of the technology in various scenarios.

OmniTrader Professional is truly the Trading Platform of the Future. It can be used to effectively trade the market in so many different ways, and illuminating these options is what I focused on. Not only will you understand how to configure Pro, you will also be presented with essential information on how to trade successfully.

My goal was to leave no stone unturned in showing you how to make maximum use of the software, because all of us here at Nirvana want you to succeed. If you have OmniTrader Professional, you're already on path to trading success. This seminar will provide the map to complete your journey.

Bonus Gift
Included **FREE**
with Pro!

Seminar Contents

Getting Started: An introduction to the software: How to get the most of OmniTrader Pro, OmniPilot, and OT Remote.

Making Money with Pro: Which Trading Systems work best for Automated Trading? How to approach trading from a Pro perspective.

Should you write your own Systems? Everyone has their own ideas on the best way to trade the markets. Here's how to implement yours using OmniLanguage.

Testing Your Ideas: Powerful tools in Pro make it easy to determine whether a System is robust enough to be traded mechanically.

The Profit Magic of Trade Plans: How to create Trade Plans that maximize return while minimizing losses.

Trading in the Charts: How to Configure and Use Visual Brokerage to effectively trade in the charts.

Fire-and-Forget Trading: Using Trade Plans to automate your trading. You will want broker Stops engaged as well.

Using OmniPilot: Automate Your Trading! How to configure OmniPilot for different automations.

Portfolio Trading: How to reduce risk even more by automatically trading a diversified portfolio.

Using OmniTrader Remote: Applications and ideas on how to maximize your use of this new display mode.

All aspects of Pro are covered in the seminar.





7000 N. MoPac, Suite 425
Austin, Texas 78731 USA
Toll Free 1. 800. 880. 0338

www.omnitrader.com

"I am thrilled to be able to offer this incredible product to traders. Get ready to take your trading to a whole new level." - *Ed Downs*

OmniTrader **PROFESSIONAL**

**The TRADING PLATFORM
of the FUTURE**